

Louvers & Gable Vents



- Cathedral Louver 188
- Eyebrow Louver..... 189
- Peaked Louver 189
- Vertical Louver..... 190
- Horizontal Louver 193
- Half-Round Louver 194
- Round Louver 196
- Oval Louver 198
- Triangle Louver200
- Two-Piece Triangle Louver201
- Diamond Louver202
- Octagon Louver.....202

HISTORIC STYLE FOR ANY HOME.

Fypon offers a diverse assortment of decorative, non-venting and functional, venting louvers to complement most architectural home styles. Decorative louvers feature a solid, one-piece design that does not allow air to pass through. Functional louvers are designed to provide additional ventilation, with angled slats and screening to help protect interiors from the elements.

Product Shown:
 Triangle Louver
 Rectangle Louver
 Flat Trim
 Crosshead with Bottom Trim



Louvers & Gable Vents

HOW TO USE THIS SECTION

The products in this section of the catalog are organized by louver style followed by matching trim. Where applicable, matching keystones are referenced for each louver and trim piece.

HOW TO ORDER

Functional Louvers

If you are ordering a functional louver, you should order a louver that is approximately 2" larger than your rough opening on all sides. This will allow you to attach the louver to the substrate through the brickmould edge. Functional louvers are slatted for air flow with a screen on the back. Note: Slats are not operable.

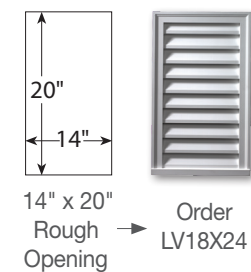
Louver Accessories

Keystones and trim are available attached to standard products as fabricated items.

Keystones and trim can also be ordered as unattached accessories by listing the matching part number as a separate line item on your order.



LOUVER KEYSTONE APPLICATIONS



Cathedral Louver


Brickmould Style



Cathedral Louver

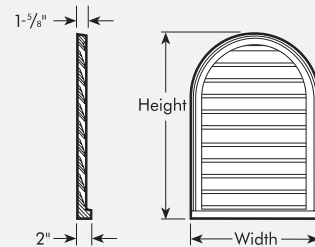


4F Flat Trim

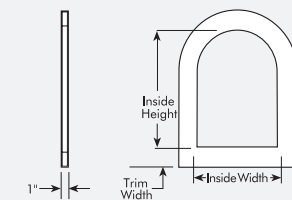


Keystone
Page 55
KWM180M

Louver Decorative Part Number	Width	Height	Louver Functional Part Number	Vent Area	Louver Trim
CLV12X24	12"	24"	FCLV12X24	10 Sq. In.	—
CLV14X22	14"	22"	FCLV14X22	14 Sq. In.	—
CLV16X36	16"	36"	FCLV16X36	21 Sq. In.	—
CLV18X24	18"	24"	FCLV18X24	20 Sq. In.	—
CLV18X30	18"	30"	FCLV18X30	36 Sq. In.	CLV18X30X4F
CLV18X54	18"	54"	FCLV18X54	50 Sq. In.	—
CLV22X31	22"	31-1/2"	FCLV22X31	41 Sq. In.	CLV22X31X4F
CLV24X48	24"	48"	FCLV24X48	73 Sq. In.	—
CLV28X43	28"	43"	FCLV28X43	76 Sq. In.	—
CLV36X48	36"	48"	FCLV36X48	102 Sq. In.	—

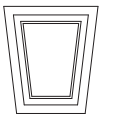
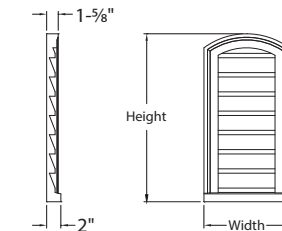


Flat Trim Part Number	Inside Width	Inside Height	Trim Width	Projection
CLV18X30X4F	18-1/4"	30-1/4"	3-1/2"	1"
CLV22X31X4F	22-1/4"	31-1/4"	3-1/2"	1"



Eyebrow Louver

Brickmould Style

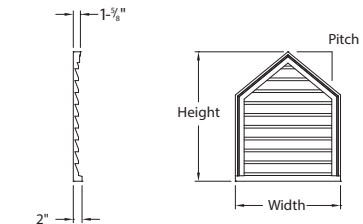


Keystone
Page 55
KWM180M

Decorative Part Number	Width	Overall Height	Shoulder Height	Radius	Functional Part Number	Vent Area
EBLV12X24	12"	24"	22"	10"	FEBLV12X24	13 Sq. In.
EBLV18X30	18"	30"	27-1/4"	16"	FEBLV18X30	30 Sq. In.
EBLV22X32	22"	32"	28-1/2"	20"	FEBLV22X32	38 Sq. In.

Peaked Louver


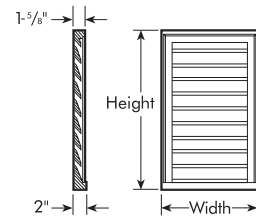
Brickmould Style



Decorative Part Number	Width	Height	Pitch	Functional Part Number	Vent Area
PLV18X24-8	18"	24"	8 / 12	FPLV18X24-8	20 Sq. In.
PLV18X36-10	18"	36"	10 / 12	FPLV18X36-10	35 Sq. In.
PLV24X30-10	24"	30"	10 / 12	FPLV24X30-10	37 Sq. In.
PLV24X36-10	24"	36"	10 / 12	FPLV24X36-10	48 Sq. In.
PLV24X36-12	24"	36"	12 / 12	FPLV24X36-12	47 Sq. In.

Vertical Louver

Brickmould Style



Keystone
Page 55
KWM180M

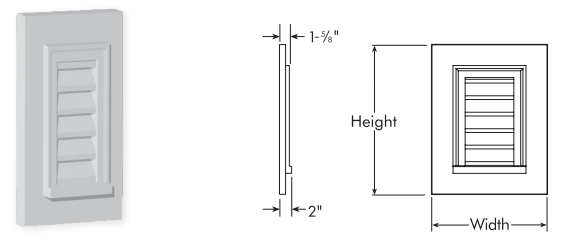
Decorative Part Number	Width	Height	Functional Part Number	Vent Area
LV8X15	8"	15"	FLV8X15	3 Sq. In.
LV8X24	8"	24"	FLV8X24	7 Sq. In.
LV8X30	8"	30"	FLV8X30	9 Sq. In.
LV12X18	12"	18"	FLV12X18	10 Sq. In.
LV12X24	12"	24"	FLV12X24	16 Sq. In.
LV12X30	12"	30"	FLV12X30	18 Sq. In.
LV12X36	12"	36"	FLV12X36	22 Sq. In.
LV12X40	12"	40"	FLV12X40	24 Sq. In.
LV14X27	14"	27"	FLV14X27	20 Sq. In.
LV14X30	14"	30"	FLV14X30	22 Sq. In.
LV14X32	14"	32"	FLV14X32	27 Sq. In.
LV16X24	16"	24"	FLV16X24	21 Sq. In.
LV16X36	16"	36"	FLV16X36	32 Sq. In.
LV18X24	18"	24"	FLV18X24	24 Sq. In.
LV18X30	18"	30"	FLV18X30	31 Sq. In.
LV18X36	18"	36"	FLV18X36	38 Sq. In.
LV18X42	18"	42"	FLV18X42	45 Sq. In.
LV20X28	20"	28"	FLV20X28	31 Sq. In.
LV24X24	24"	24"	FLV24X24	35 Sq. In.
LV24X30	24"	30"	FLV24X30	45 Sq. In.
LV24X36	24"	36"	FLV24X36	54 Sq. In.
LV24X48	24"	48"	FLV24X48	74 Sq. In.
LV30X42	30"	42"	FLV30X42	84 Sq. In.





Vertical Louver

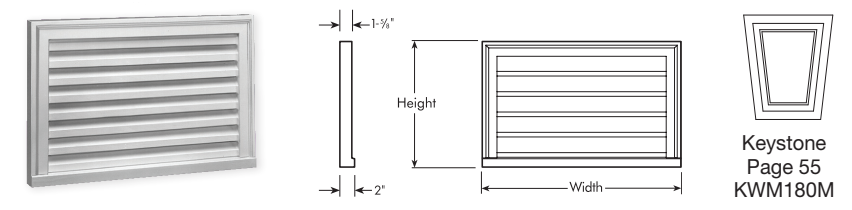
with Flat Trim Attached



Decorative Part Number	Overall Width	Overall Height	Trim Width	Trim Projection
LV18X30-4F	25"	37"	3-1/2"	1"

Horizontal Louver

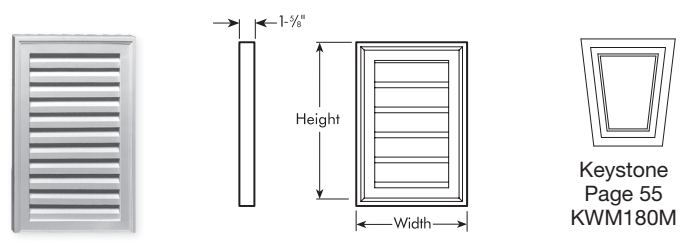
Brickmould Style



Decorative Part Number	Width	Height	Functional Part Number	Vent Area
LV27X17	27"	17"	FLV27X17	23 Sq. In.
LV32X16	32"	16"	FLV32X16	28 Sq. In.

Vertical Louver

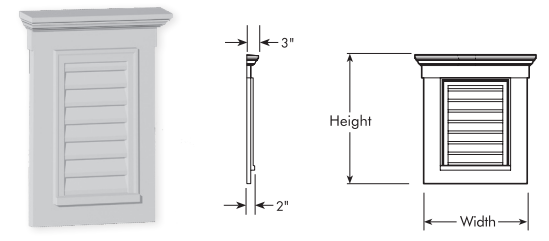
Brickmould Style with No Sill



Decorative Part Number	Width	Height	Functional Part Number	Vent Area
LVNS18X24	18"	24"	FLVNS18X24	21 Sq. In.

Vertical Louver

with 4F Flat Trim & 6" Crosshead




Decorative Part Number	Width	Overall Width	Height	Functional Part Number	Vent Area
LV18X24-4F6WCH	26-1/2"	31"	33-1/2"	FLV18X24-4F6WCH	24 Sq. In.





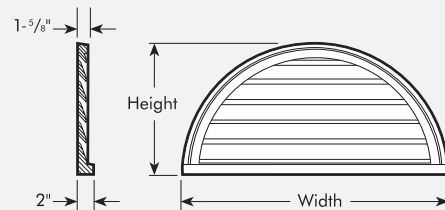
Half-Round Louver

Brickmould Style



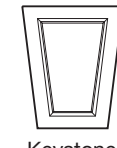
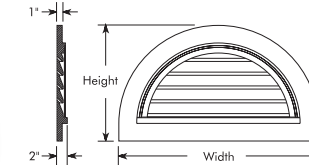
Keystone
Page 55
KWM180M

Decorative Part Number	Width	Height	Functional Part Number	Vent Area
HRLV24X12	24"	12"	FHRLV24X12	9 Sq. In.
HRLV28X14	28"	14"	FHRLV28X14	13 Sq. In.
HRLV32X16	32"	16"	FHRLV32X16	21 Sq. In.
HRLV36X18	36"	18"	FHRLV36X18	28 Sq. In.
HRLV40X20	40"	20"	FHRLV40X20	36 Sq. In.
HRLV42X21	42"	21"	FHRLV42X21	40 Sq. In.
HRLV48X24	48"	24"	FHRLV48X24	55 Sq. In.
HRLV60X30	60"	30"	FHRLV60X30	85 Sq. In.
HRLV72X36	72"	36"	FHRLV72X36	122 Sq. In.



Half-Round Louver

with Flat Trim Attached

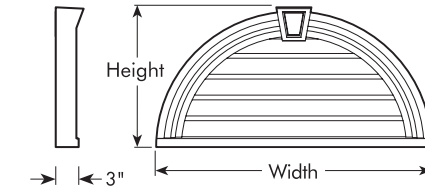


Keystone
Page 55
K4TF, KP4TF, K6TF, KP6TF

Decorative Part Number	Overall Width	Overall Height	Trim Width	Trim Projection	Functional Part Number	Vent Area
HRLV36X18-4F	43"	25"	3-1/2"	1"	FHRLV36X18-4F	29 Sq. In.
HRLV36X18-6F	47"	29"	5-1/2"	1"	FHRLV36X18-6F	29 Sq. In.

Half-Round Louver

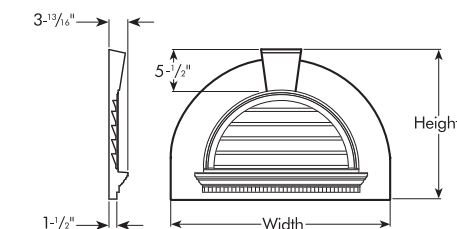
with Decorative Trim & Keystone



Decorative Part Number	Overall Width	Overall Height	Projection	Functional Part Number	Vent Area
HRLV36X18MTK	36"	18-1/2"	3"	FHRLV36X18MTK	24 Sq. In.

Half-Round Louver

with Decorative Trim & Keystone



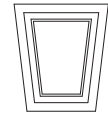
Decorative Part Number	Overall Width	Overall Height	Overall Projection	Trim Projection	Functional Part Number	Vent Area
HRLV29-6FKWD	41-5/8"	29"	3-3/4"	1-1/2"	FHRLV29-6FKWD	29 Sq. In.

Round Louver


Brickmould Style




Round Louver



Keystone
Page 55
KWM180M*

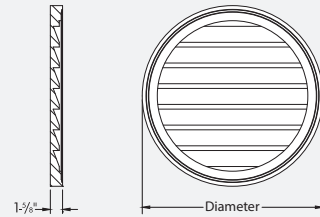


4F Flat Trim

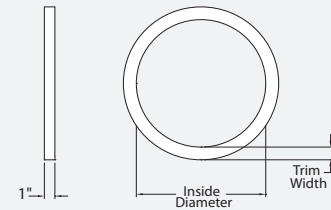


Keystone
Page 55
K4TF
KP4TF

Decorative Part Number	Diameter	Functional Part Number	Vent Area	Louver Trim
RLV12**	12"	FRLV12**	7 Sq. In.	—
RLV16	16"	FRLV16	9 Sq. In.	—
RLV18	18"	FRLV18	12 Sq. In.	RLV18X4F
RLV22	22"	FRLV22	22 Sq. In.	—
RLV24	24"	FRLV24	27 Sq. In.	RLV24X4F
RLV28	28"	FRLV28	38 Sq. In.	RLV28X4F
RLV30	30"	FRLV30	46 Sq. In.	—
RLV36	36"	FRLV36	70 Sq. In.	CIR36X4F
RLV42	42"	FRLV42	99 Sq. In.	—
RLV48	48"	FRLV48	107 Sq. In.	—

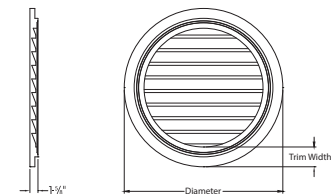


Trim Part Number	Trim Width	Projection	Inside Diameter
RLV18X4F	3-1/2"	1"	18-1/4"
RLV24X4F	3-1/2"	1"	24-1/4"
RLV28X4F	3-1/2"	1"	28-1/4"



Round Louver

with Flat Trim



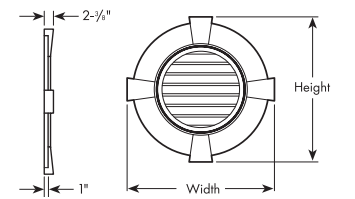
Decorative Part Number	Diameter	Trim Width	Trim Thickness	Functional Part Number	Vent Area
RLV32-2F	32"	2"	1-5/8"	FRLV32-2F	38 Sq. In.

*Product must be field trimmed to match RLV12 and FRLV12.
**1-5/16" projection on RLV12 and FRLV12.



Round Louver

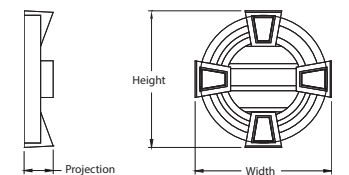
with Flat Trim & Flat Keystones



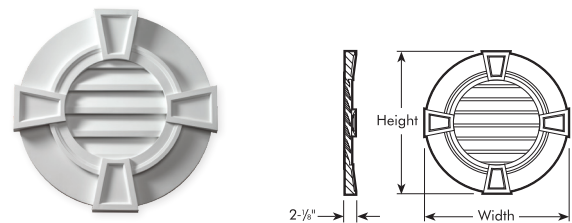
Decorative Part Number	Diameter	Overall Width / Height	Trim Width	Trim Thickness	Functional Part Number	Vent Area
RLV24-4FTK	31"	32-7/8"	3-1/2"	1"	FRLV24-4FTK	26 Sq. In.
RLV24-6TK	35"	38"	5-1/2"	1"	FRLV24-6TK	26 Sq. In.
RLV30-6TK	41"	44"	5-1/2"	1"	FRLV30-6TK	47 Sq. In.

Round Louver

with Decorative Trim & Keystones




Decorative Part Number	Diameter	Overall Width / Height	Projection	Functional Part Number	Vent Area
RLV16MTK	16"	17-1/8"	3-5/8"	FRLV16MTK	4 Sq. In.
RLV18MTK	18"	19-1/8"	3-5/8"	FRLV18MTK	4 Sq. In.
RLV24MTK	23-7/8"	25"	3-5/8"	FRLV24MTK	19 Sq. In.
RLV30MTK	30"	31-1/8"	3-5/8"	FRLV30MTK	35 Sq. In.
RLV32MTK	31-5/8"	33-1/4"	4-1/8"	FRLV32MTK	26 Sq. In.
RLV40MTK	40"	41-1/4"	3-5/8"	FRLV40MTK	76 Sq. In.



Round Louver

with Flat Trim & Keystone

Decorative Part Number	Diameter	Width	Trim Width	Trim Thickness	Functional Part Number	Vent Area
RLV24TK	22-7/8"	24"	3-1/2"	1"	FRLV24TK	10 Sq. In.
RLV30TK	28-7/8"	30"	3-1/2"	1"	FRLV30TK	22 Sq. In.
RLV32TK	30-1/4"	31-1/2"	3-1/2"	1"	FRLV32TK	25 Sq. In.
RLV36TK	35"	36"	3-1/2"	1"	FRLV36TK	38 Sq. In.

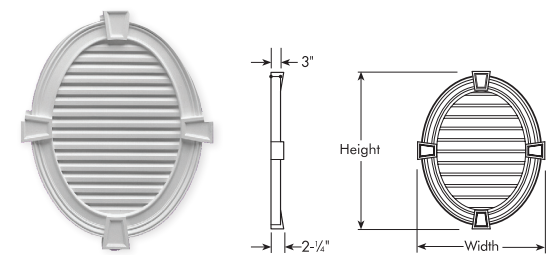
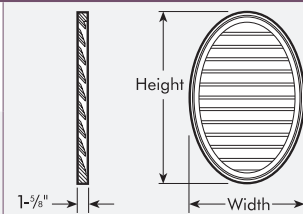


Keystone
Page 55
KWM180M

Oval Louver

Brickmould Style

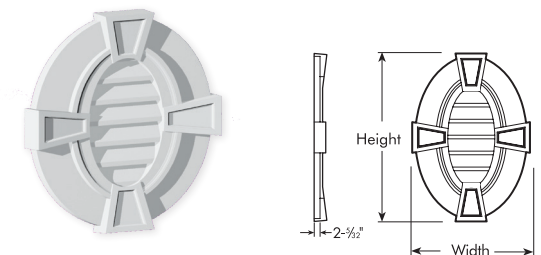
Decorative Part Number	Width	Height	Functional Part Number	Vent Area
OVLV18X24V	18"	24"	FOVLV18X24V	18 Sq. In.
OVLV25X37V	24-1/2"	37"	FOVLV25X37V	24 Sq. In.



Oval Louver – Vertical

with Decorative Trim & Keystone

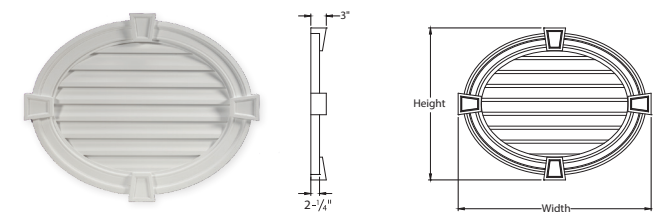
Decorative Part Number	Overall Width	Overall Height	Projection	Functional Part Number	Vent Area
OVL28X35K215V	30"	37-1/2"	3"	FOVL28X35K215V	39 Sq. In.



Oval Louver – Vertical

with Flat Trim & Keystone

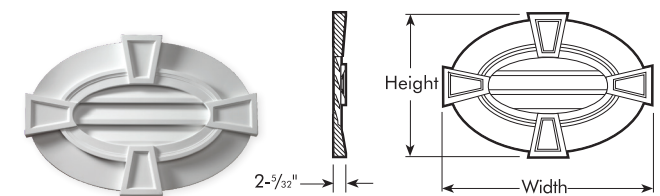
Decorative Part Number	Overall Width	Overall Height	Projection	Functional Part Number	Vent Area
OVLV20X29VTK	20"	29"	2-1/8"	FOVLV20X29VTK	9 Sq. In.



Oval Louver – Horizontal

with Decorative Trim & Keystone

Decorative Part Number	Overall Width	Overall Height	Projection	Functional Part Number	Vent Area
OVL35X28K215	37-1/2"	30"	3"	FOVL35X28K215	41 Sq. In.



Oval Louver – Horizontal

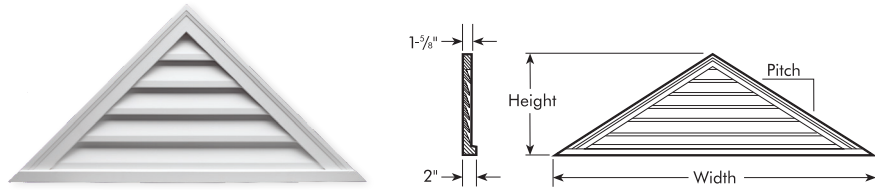
with Flat Trim & Keystone

Decorative Part Number	Overall Width	Overall Height	Projection	Vent Area
OVLV29X20TK	29"	20-5/8"	2-1/8"	7 Sq. In.



Triangle Louver

Brickmould Style



Decorative Part Number	Width	Height	Pitch	Functional Part Number	Vent Area
TRLV36X18	36"	18"	12 / 12	FTRLV36X18	10 Sq. In.
TRLV42X21	42"	21"	12 / 12	FTRLV42X21	18 Sq. In.
TRLV48X12	48"	12"	6 / 12	FTRLV48X12	12 Sq. In.
TRLV48X18	48"	18"	9 / 12	FTRLV48X18	19 Sq. In.
TRLV48X22	48"	22"	11 / 12	FTRLV48X22	27 Sq. In.
TRLV48X24	48"	24"	12 / 12	FTRLV48X24	31 Sq. In.
TRLV60X18	60"	17-1/2"	7 / 12	FTRLV60X18	27 Sq. In.
TRLV60X23	60"	22-1/2"	9 / 12	FTRLV60X23	30 Sq. In.
TRLV60X25	60"	25"	10 / 12	FTRLV60X25	33 Sq. In.
TRLV60X30	60"	30"	12 / 12	FTRLV60X30	51 Sq. In.
TRLV64X27	64"	26-1/2"	10 / 12	FTRLV64X27	34 Sq. In.
TRLV64X32	64"	32"	12 / 12	FTRLV64X32	60 Sq. In.
TRLV66X22	66"	22"	8 / 12	FTRLV66X22	35 Sq. In.
TRLV72X36	72"	36"	12 / 12	FTRLV72X36	79 Sq. In.
TRLV76X19	76"	19"	6 / 12	FTRLV76X19	30 Sq. In.
TRLV84X18	84"	17-1/2"	5 / 12	FTRLV84X18	34 Sq. In.
TRLV84X21	84"	21"	6 / 12	FTRLV84X21	44 Sq. In.
TRLV88X22	88"	22"	6 / 12	FTRLV88X22	38 Sq. In.

Two-Piece Triangle Louver

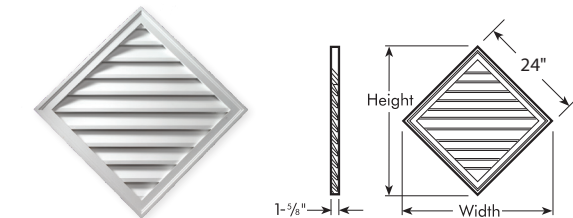
Brickmould Style



Decorative Part Number	Width	Height	Pitch	Functional Part Number	Vent Area
TRLVLR60X25	60"	25"	10 / 12	FTRLVLR60X25	35 Sq. In.
TRLVLR60X30	60"	30"	12 / 12	FTRLVLR60X30	46 Sq. In.
TRLVLR108X27	108"	27"	6 / 12	FTRLVLR108X27	78 Sq. In.
TRLVLR115X35	115"	34-1/2"	7-1/4 / 12	FTRLVLR115X35	133 Sq. In.
TRLVLR120X30	120"	30"	6 / 12	FTRLVLR120X30	104 Sq. In.

Diamond Louver

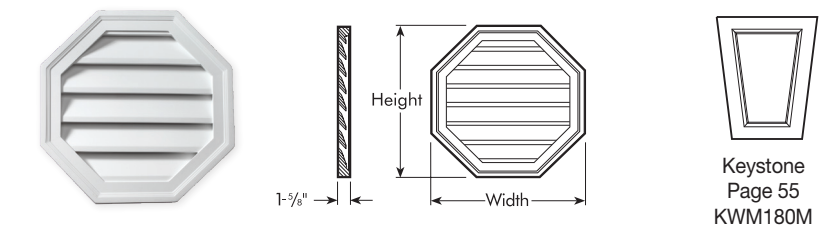
Brickmould Style



Decorative Part Number	Width	Height	Functional Part Number	Vent Area
DLV24X24	34"	34"	FDLV24X24	32 Sq. In.

Octagon Louver

Brickmould Style



Decorative Part Number	Width	Height	Functional Part Number	Vent Area
OLV18	18"	18"	FOLV18	14 Sq. In.
OLV22	22"	22"	FOLV22	23 Sq. In.
OLV24	24"	24"	FOLV24	29 Sq. In.
OLV28	28"	28"	FOLV28	41 Sq. In.